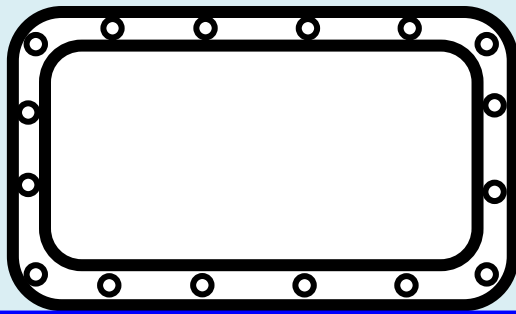


# How Low Should Your Water Go?

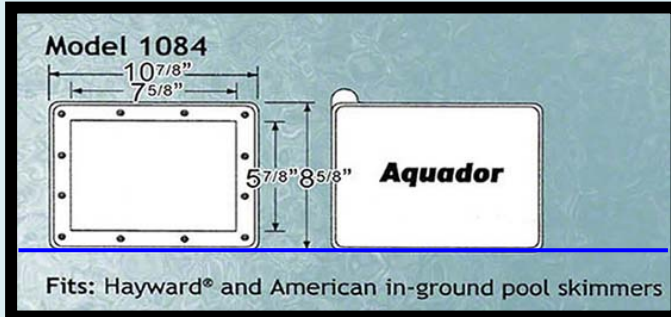
## Auto Covers

Remember, damage to the auto cover can occur if you do not pump excess water off the cover during all seasons.



When closing a pool with an auto cover, water level should be just below the bottom of the skimmer.

Some Customers Water Line May




Have Aquadors and Differ

When closing a pool with an auto cover and Aquador, water level should be just above the bottom of the skimmer.

## Tarp Covers

When closing a pool with a tarp cover, water level should be between 3"-4" below the bottom of the skimmer.



Remember, unlike auto covers and safety covers, tarp covers cannot hold weight and can lead to drowning.

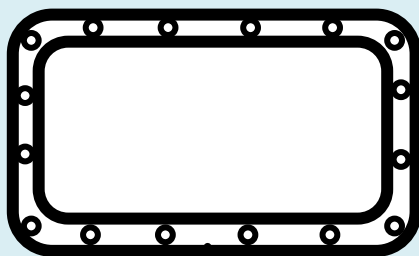
## Mesh/Safety Covers

August & September


October

November


Remember, water level can rise due to snow melt and rain. Lowering water level in the off seasons may be necessary in order to prolong the life of your safety cover and reduce risk of flooding.



10"-11"



8"-9"



7"-8"

Mesh/Safety Covers have several water levels depending on the time of year. Closing pools in August and September, water level should be between 10"-11" below bottom of skimmer; closing pools in October, water level should be between 8"-9" below bottom of skimmer; and closing pools in November, water level should be between 7"-8" bottom of skimmer.